
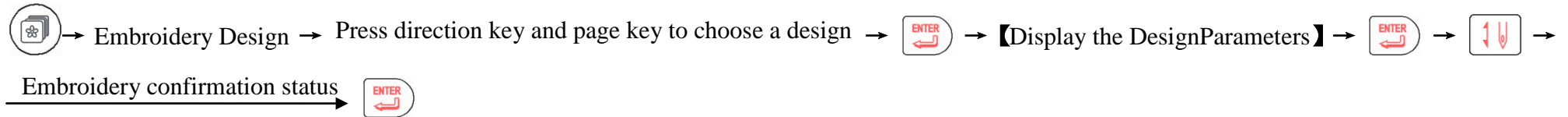


A. Input Designs



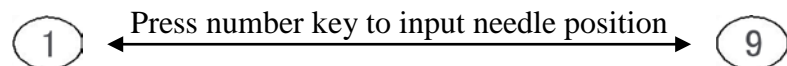
B. Choose a Design




C. Set color changing order



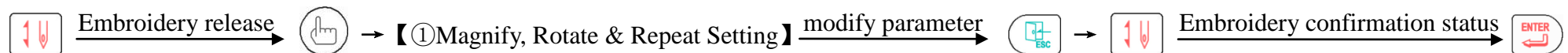
D. Manual Color-Changing



E. Idling



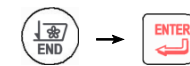
F. Manual modification method



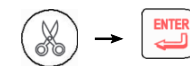
G. Return to start point



H. Return to stop point



I. Manual Trimming



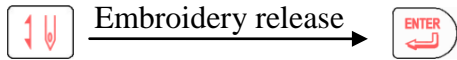
J. Set cyclic embroidery



K. Setting another start



L. Embroidery preparation








M. Positioning idling



N. Design border operation



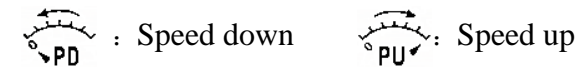
O. Manual frame moving

Direction Key: 、、、; Speed Shift of Manual Frame-moving: 

P. Let Needle Down



Q. Speed up、Speed down



R. Turn the Main Shaft to 100°Manually

